

G A R D A
D O C
w

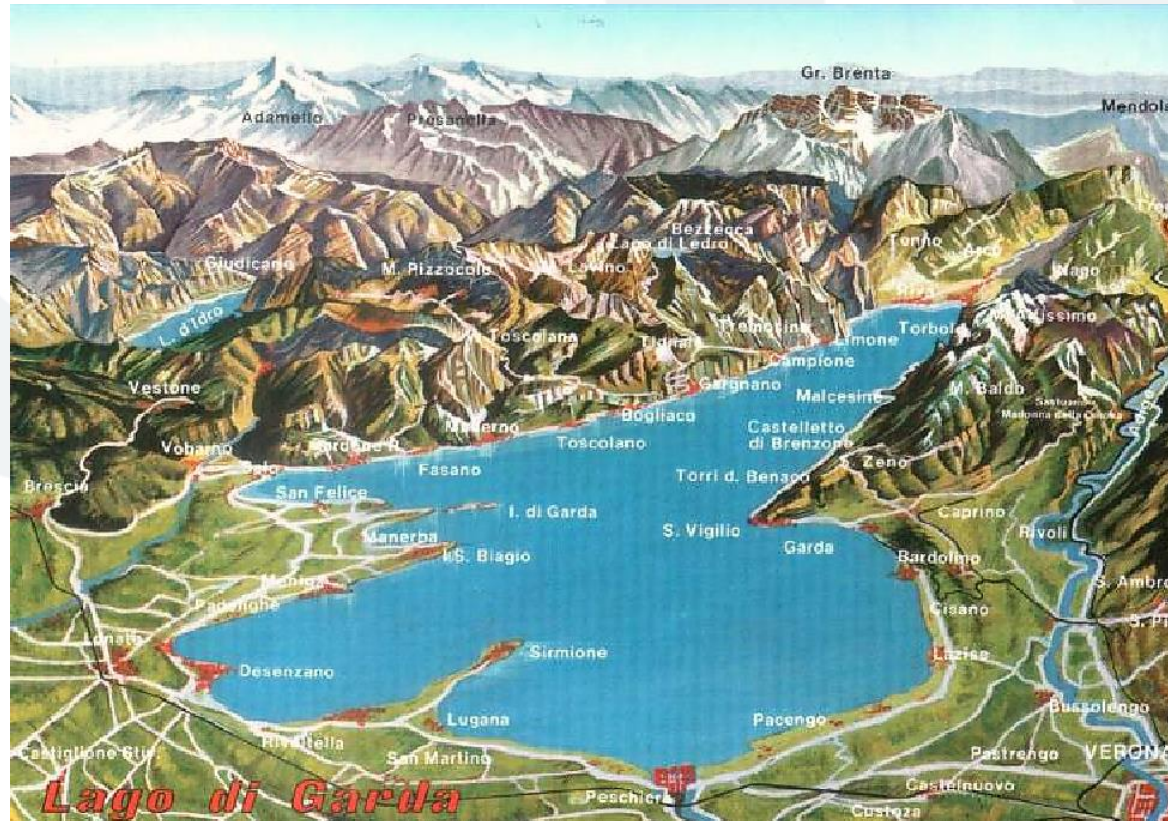
GARDA WINE STORIES

9 GIUGNO 2022
Dogana Veneta di Lazise

#GWS2022 #GARDADOC #GARDAWINES #GARDADOCVINO

Morfologia del territorio : il Lago in cifre

Morphology of the territory: the Lake in figures



- Quando è nato: 5/6 milioni di anni fa
- Superficie: 369,67 km² – W 16 km – L 52 km
- Profondità massima: 346 metri
- Circonferenza: 158,40 km
- Venti: Peler, Ora, Bali
- Immissario: Fiume Sarca
- Emissario: Fiume Mincio
- Isole: 5
- Confini: Lombardia, Veneto, Trentino
- Comuni principali: Desenzano del Garda, Peschiera del Garda, Riva del Garda
- Formed 5-6 million years ago
- Surface area: 369.67 km² – Width: 16 km – Length: 52 km
- Maximum depth: 346 metres
- Perimeter: 158.40 km
- Winds: Peler, Ora, Bali.
- Contributing river Sarca
- Outlet river: Mincio
- Islands: 5 islets
- Borders: Lombardy, Veneto, Trentino
- Main municipalities: Desenzano del Garda, Peschiera del Garda, Riva del Garda

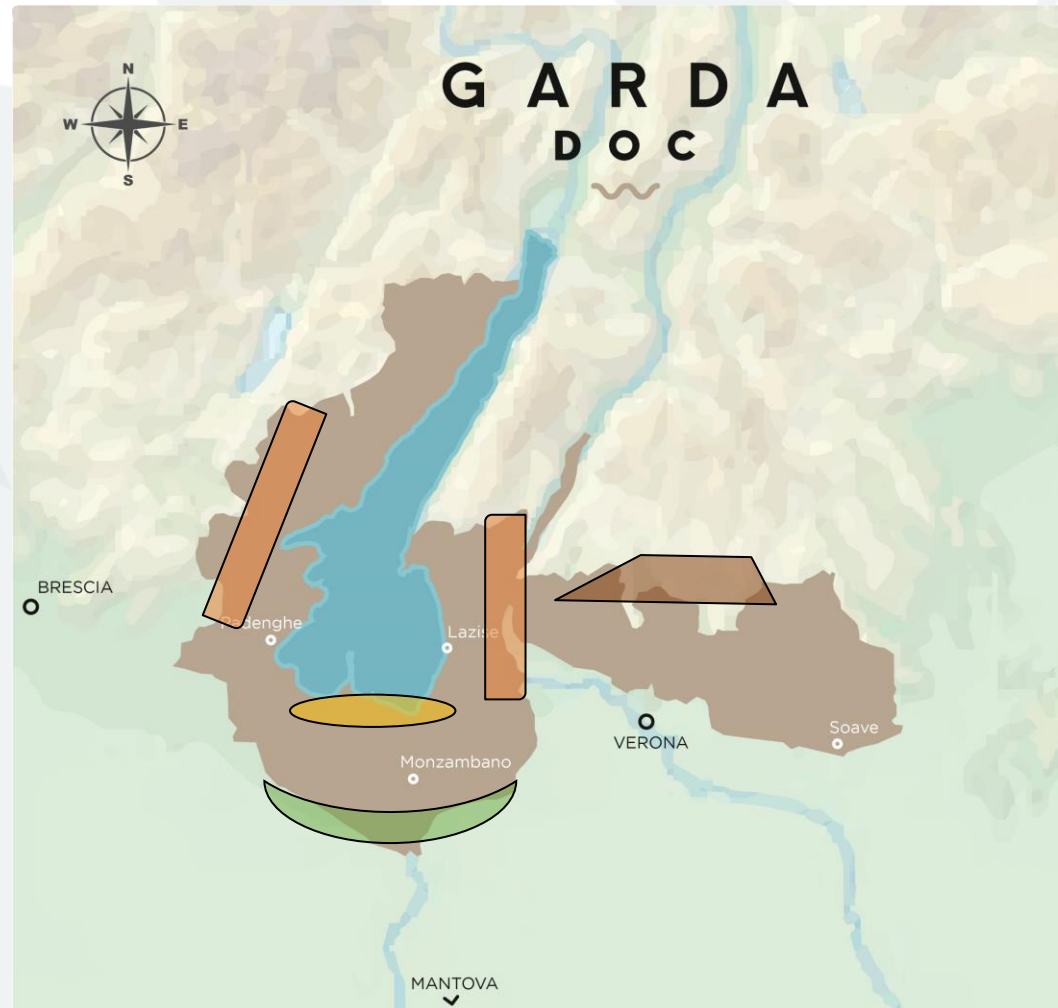
Le 10 D.O.C. storiche





The 10 historical appellations



Le aree viticole per pedologia

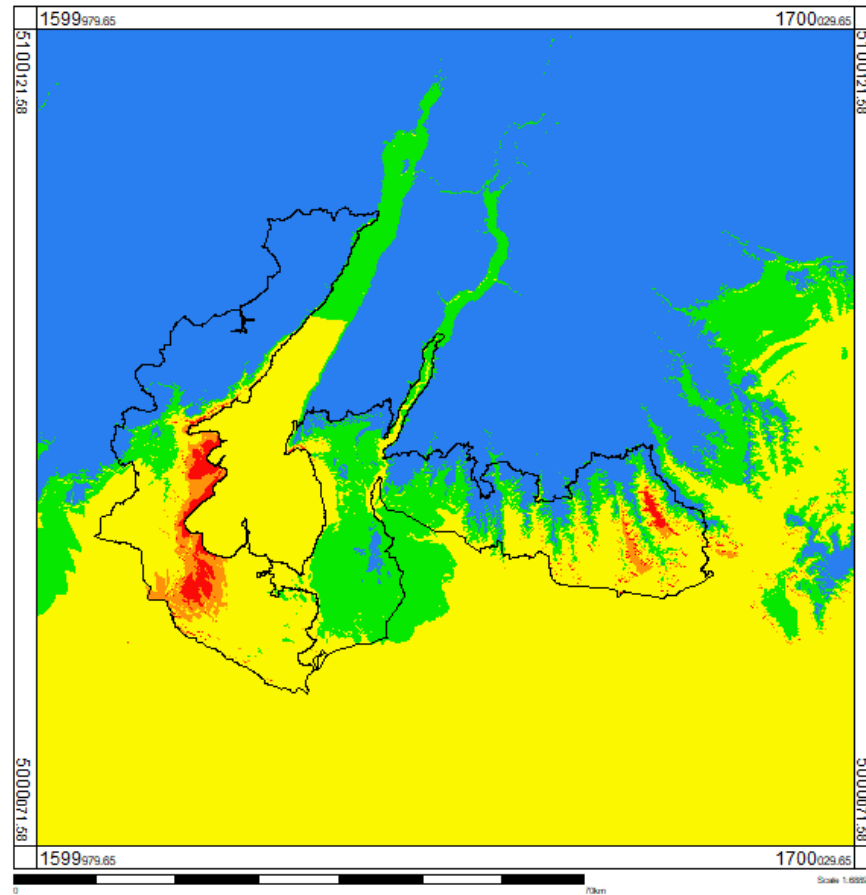
The winegrowing areas by soil type



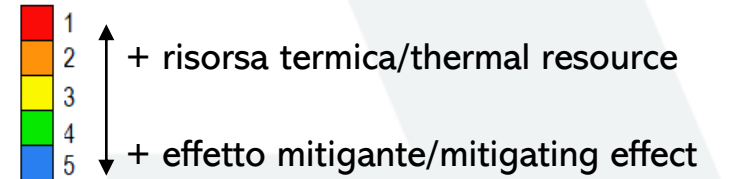
-  **MORENICO ANTICO**
ANCIENT MORAINE
-  **DEPOSITI COLLUVIALI**
COLLUVIAL DEPOSITS
-  **DEPOSITO LACUSTRE**
LAKE DEPOSITS
-  **MORENA RECENTE**
RECENT MORAINE

Le 5 aree viticole per clima

The 5 winegrowing areas by climate



Legend

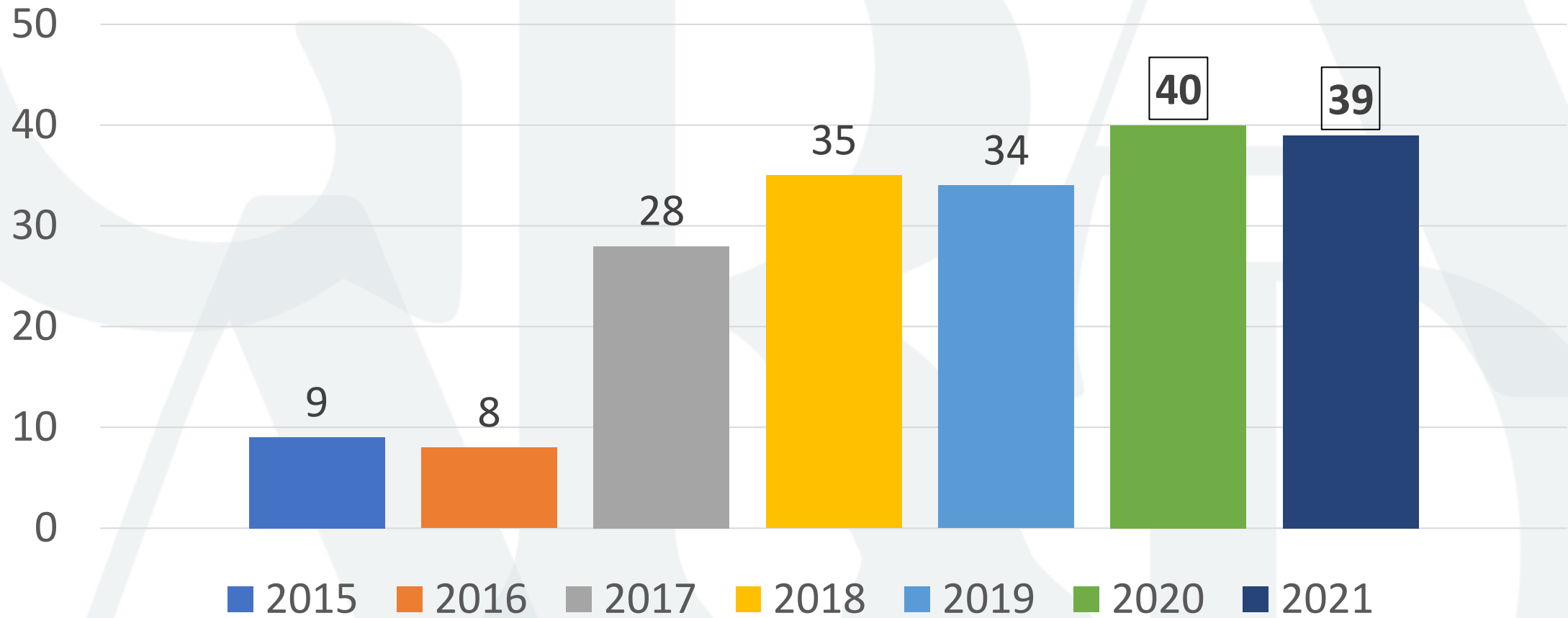


I NUMERI DELLA DOC GARDA (2016 – 2021)

THE NUMBERS OF GARDA DOC
(2016–2021)

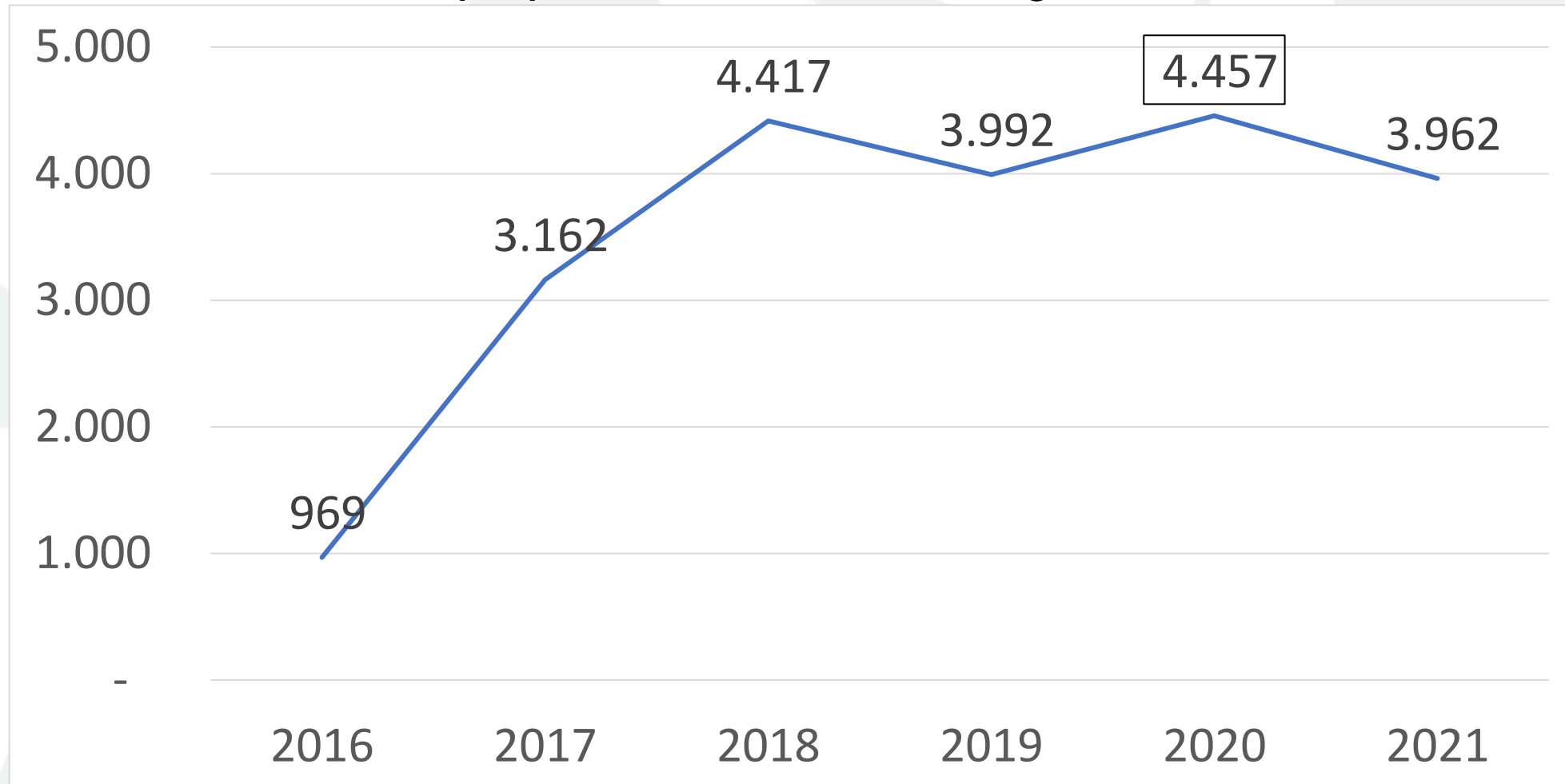
La produzione di uva: 40 milioni di kg/anno

Grape production: 40 million kg/year



I produttori di uva: 4 mila viticoltori

Grape producers: 4,000 winegrowers



Produzione di Vino: 17 milioni litri/anno

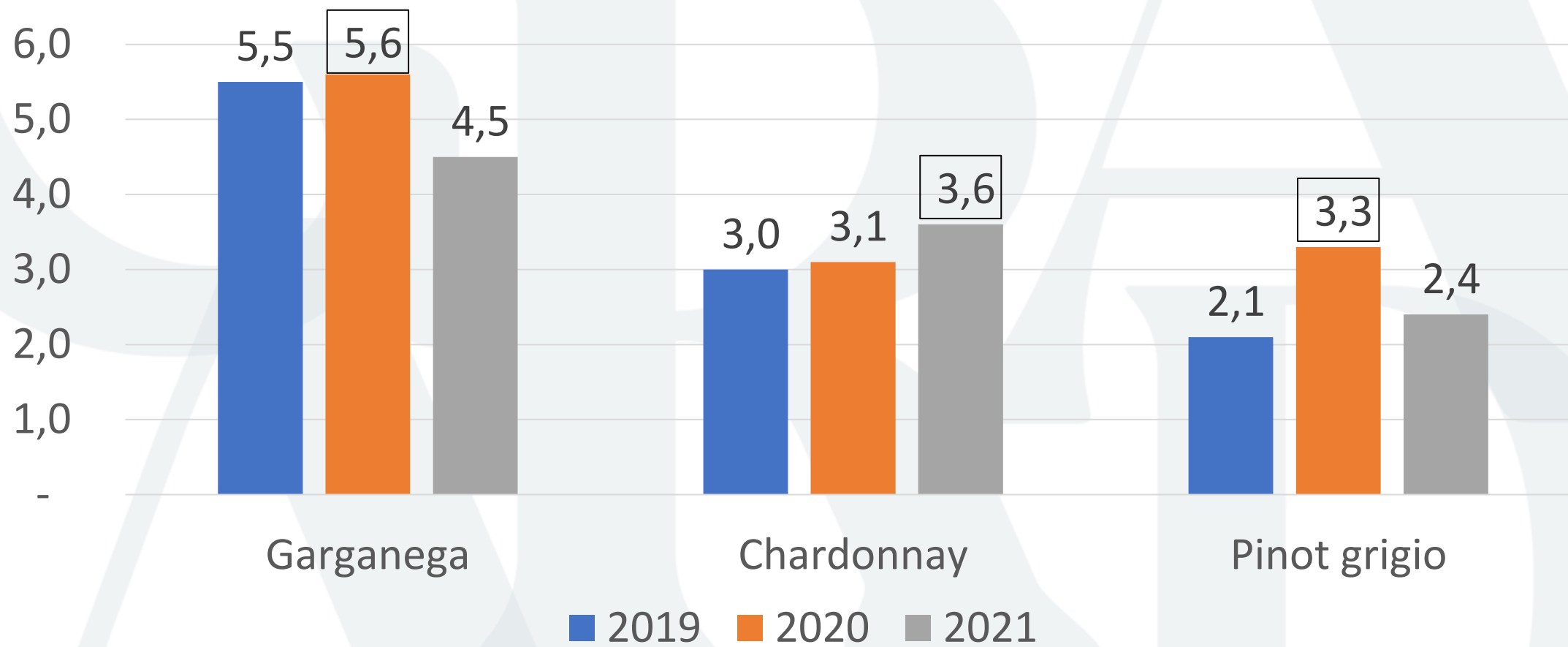
Total wine production: 17 millions litres/yers

N.	TIPOLOGIA/TYPES	2021 LTRES
1	Garganega	5.314.810
2	Chardonnay	3.854.629
3	Pinot grigio	3.730.750
4	Bianco	873.072
5	Bianco Frizzante	1.709.244
6	Spumante	423.428
7	Rosso	209.875
8	Merlot	659.865
9	Cabernet (Cabernet Suavigon – Cabernet Franc)	273.102
10	Corvina	85.940
11	Marzemino	60.396
12	Riesling	49.526
13	altre aggregate/other types*	60.291
	LITRI/LITRES	17.304.927

* Bianco passito, Pinot blanc, Pinot noir, Rosè, Rosso passito, Sauvignon

Le 3 tipologie principali: in milioni di litri

The 3 main types, in millions of litres



Il mercato: 20 milioni di bottiglie/anno

The market: 20 million bottles/years

(0.75-l bottles)

N.	TIPOLOGIA/TYPES	2020	2021	CRESCITA/GROWTH
		N. BOTTIGLIE		
1	Garganega	7.526.252	6.037.151	-20%
2	Chardonnay	4.161.468	4.809.140	16%
3	Pinot grigio	4.337.080	3.233.543	-25%
4	Bianco	915.285	983.125	7%
5	Bianco Frizzante	1.988.323	2.311.203	16%
6	Spumante	576.887	633.223	10%
7	Rosso	332.587	341.552	3%
8	Merlot	402.428	513.607	28%
9	Cabernet (Cabernet Sauvignon – Cabernet Franc)	352.220	290.325	-18%
10	Corvina	150.415	96.067	-36%
11	Marzemino	51.776	58.284	13%
12	Riesling	56.620	55.501	-2%
13	altre aggregate/other types *	60.899	66.339	9%
	Bottiglie/bottles (0,75 l)	20.912.240	19.429.060	-7%

* Bianco passito, Pinot blanc, Pinot noir, Rosè, Rosso passito, Sauvignon

La crescita del mercato: 2016 - 2021

Market growth

(0.75-l bottles)



I prossimi passi della DOC

The appellation's next steps

- Spumanti: 3 nuove tipologie

Sparkling wines: 3 new types

- Garganega
- Corvina (rosè)
- Chardonnay
- Pinot grigio (current)
- «Cremant» (classic method)

- Vini: 2 nuove varietà

Wines: 2 new varieties

- Rebo
- Muller-Thurgau

Garda Wine Stories sul sito **gardadoceexperience.com**.

For more information about the topics mentioned here, please see the Garda Wine Stories page at **www.gardadoceexperience.com**

Thank you!

Consorzio Garda DOC

